

MNK-L / MNK-L-N

Multi-jet wet dial meters for cold water

MNK-L / MNK-L-N is a MID-compliant water meter for service connection. The current state of development guarantees the most precise measurement results, minimal bearing load and a long service life.

The MNK-L-N is equipped with a reed switch interface as standard. The interface enables remote reading of the meter data via PDC radio module with LoRaWAN® or wM-Bus (according to OMS).

The housing of the MNK-L-N is made of glass-fibre reinforced polymer plastic, drinking water approved and able for an operating pressure up to 16 bar.



Illustration MNK-L-N

Performance characteristics at a glance

- Multi-jet wet dial meter
- For horizontal and vertical installation
- High-quality mineral glass inspection window (MNK-L)
- Register cap made of UV-resistant polymer plastic (MNK-L-N)
- Housing made of glass-fibre reinforced polymer plastic
- Around 50% lighter than a comparable meter with brass housing
- Operating pressure MAP 16
- Approved in accordance with MID

Applications

- For the consumption measurement of cold and clean drinking water or service water up to 30 °C

AMR options

- Model -N is serially equipped with communication interface for PDC-module (PulseDataCapture):
 - PDC-wireless M-Bus radio module according to OMS-Standard (868 MHz), EN 13757-4
 - PDC- LPWAN-Radio module for LoRaWAN®
- Retrofittable with pulser
 - Standard resolution 10 l/pulse
 - Optional 100 l/pulse

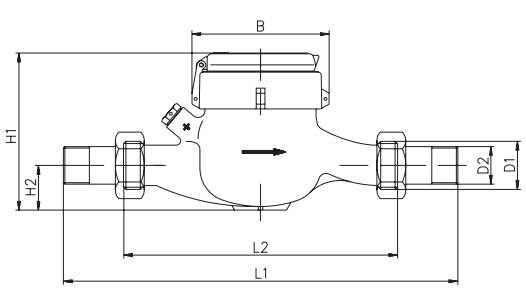
MNK-L / MNK-L-N

Technical data				
Permanent Flowrate	Q_3	m^3/h	2.5	4
Comparable to nominal flow (EEC)	Q_n	m^3/h	1.5	2.5
Attainable measuring range ¹	Q_3/Q_1	R	200H/50V	200H/80V
Comparable to metrological class (EEC)	class		C-H/A-V	C-H/B-V
Overload Flowrate	Q_4	m^3/h	3.13	5
Transitional Flowrate ²	Q_2	l/h	20H/80V	32H/80V
Minimum flowrate ²	Q_1	l/h	13H/50V	20H/50V
Start-up flow rate	-	l/h	<4	<5
Display range	min.	l	0.1	0.1
	max.	m^3	99999	99999
Temperature range	-	$^{\circ}C$	0.1 - 30	0.1 - 30
Operating pressure	MAP	bar	0.3 - 16	0.3 - 16
Pulse value (Reed-Pulser or PDC)	-	l/pulse	10/100	10/100
Pressure loss class at Q_3	Δp	bar	$\Delta 0.63$	$\Delta 0.63$
Mechanical environmental condition	-	-	M2	M2
Climatic Condition ³	-	$^{\circ}C$	5 - 55	5 - 55
Flow profile sensitivity	-	-	U0/D0	U0/D0

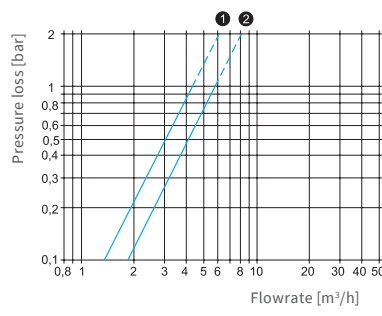
Dimensions and weights:

Nominal diameter	DN	mm	15	20
		inch	1/2"	3/4"
Overall length without connectors	L2	mm	165/170/190	190
Overall length with connectors approx.	L1	mm	245/250/270	286
Thread meter G x B	D1	inch	3/4"	1"
Thread connector R x	D2	inch	1/2"	3/4"
Width approx.	B	mm	99	99
Height approx.	H1	mm	120	120
	H2	mm	~30	~30
Weight approx.	-	kg	0,6	0,6

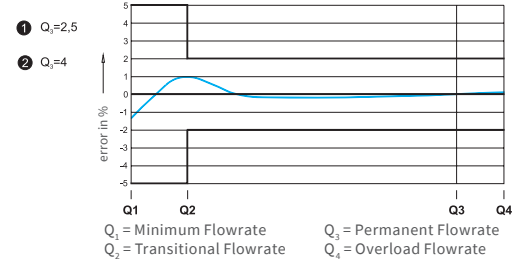
¹ Other measuring ranges (R) on request
² The data refers to the maximum measuring range
³ Condensation possible
Attention: not all versions are available in all markets



Dimensions



Typical pressure loss curve



Typical error curve

ZENNER International GmbH & Co. KG
 Römerstadt 6 | 66121 Saarbrücken | Germany

Phone +49 681 99 676-30 E-Mail info@zenner.com
 Fax +49 681 99 676-3100 Internet www.zenner.com