

MTKD-M-FA

Multi-jet dry dial meter for cold water in a downpipe design

The MTKD-M-FA water meter is designed for downpipe installation and guarantees an uncomplicated calibration replacement. The register of the FA variants also works in horizontal position.

The meter is equipped with an 8-digit dry dial meter register and a modulator disc. This enables electronic, non-reactive scanning and is the basis for remote reading of meter data via radio with LoRaWAN® or wM-Bus (according to OMS). A combined M-Bus/pulse module is also possible.



Performance characteristics at a glance

- Multi-jet dry dial meter with shielded magnetic coupling
- Water meter for downpipe installation
- Register cap made of UV-resistant polymer plastic
- Available with glass/copper register (IP68)
- Brass body according to UBA (Federal Environment Office) list
- Register rotatable 355°
- Operating pressure MAP 16
- Approved in accordance with MID

Applications

- For the consumption measurement of cold and clean drinking water or service water up to 50 °C

AMR options

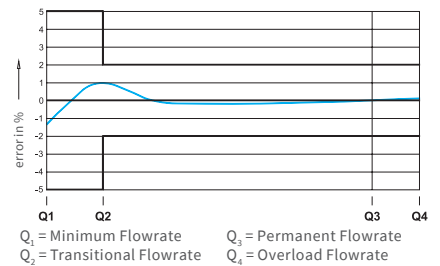
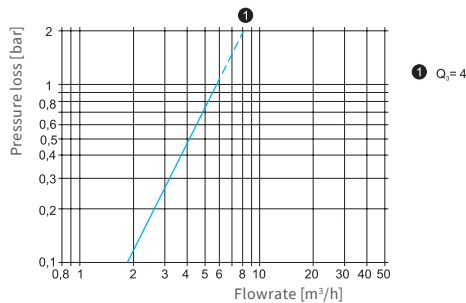
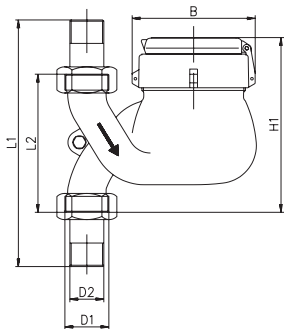
- As standard with communication interface for EDC modules (Electronic Data Capture):
 - EDC LPWAN radio module (868 MHz) for LoRaWAN®
 - EDC wireless M-Bus radio module according to OMS standard (868 MHz), EN 13757-4
 - EDC- combined M-Bus and pulse module

MTKD-M-FA

Technical data			
Permanent Flowrate	Q_3	m^3/h	4
Attainable measuring range	Q_3/Q_1	R	160H
Standard measuring range ¹	Q_3/Q_1	R	R80H
Overload Flowrate	Q_4	m^3/h	5
Transitional Flowrate ²	Q_2	l/h	80H
Minimum flowrate ²	Q_1	l/h	50H
Start-up flow rate	-	l/h	<10
Display range	min.	l	0.02
	max.	m^3	99.999.999
Temperature range	-	$^{\circ}C$	0.1 - 50
Operating pressure	MAP	bar	0.3 - 16
Pulse value		l/pulse	1
Pressure loss class at Q_3	Δp	bar	$\Delta 0.63$
Mechanical environmental condition	-	-	M2
Climatic condition ³	-	$^{\circ}C$	5 - 55
Flow profile sensitivity	-	-	U0/D0

Dimensions and weights:			
Nominal diameter	DN	mm	20
		inch	3/4"
Overall length without connectors	L2	mm	105
Overall length with connectors approx.	L1	mm	201
Thread meter G x B	D1	inch	1"
Thread connector R x	D2	inch	3/4"
Width approx.	B	mm	95
Height approx.	H1	mm	140
Weight approx.	-	kg	1.6

¹ Other measuring ranges (R) on request
² The data refer to the standard measuring range
³ Condensation possible
 Attention: Attention: not all versions are available in all markets



Dimensions

Typical pressure loss curve

Typical error curve

ZENNER International GmbH & Co. KG

Römerstadt 6 | 66121 Saarbrücken | Germany

Phone +49 681 99 676-30
 Fax +49 681 99 676-3100

e-mail info@zenner.com
 internet www.zenner.com